












## Housing Performance Indicators 2024/2025

Status	Name	2024/25 Result	2024/25 Target	
	Overall satisfaction with the service provided by Broxtowe Borough Council Housing Department	71%	89%	
	Gas Safety	99.76%	100%	
	Homelessness cases successfully intervened or prevented rather than relieved/a main duty being accepted	78.4%	70%	
	Rent Collection: Rent collected as a proportion of the rent owed	99.46%	99.00%	
	Electrical compliancy	95.5%	100%	
	Reactive Repairs appointments made and kept	98.6%	98.0%	
	Numbers of homeless households housed outside of the Borough in temporary accommodation	51	0	
	Void Rent Loss	£244,518	£350,000	
	Average relet time – General Needs	51 days	20 days	
	Average relet time – Independent Living	72 days	40 days	
	Void Garages as a Percentage of Lettable Garages	9.3%	10%	