



Broxtowe
Borough
COUNCIL



ACTIVITY
PACK





Contents

Recipes

Victoria Sponge	1
Union Jack Iced Biscuits	2

Things to do

Colouring pages	3 - 5
Have a VE Day home picnic	6
Have your own victory parade	6
Write a poem or story	6
Create your own paratroopers	6
Rationing	6
Word search	8

Films and Books

8

Learning

Basic facts	9
General learning	10
Evacuation	10
Holocaust	10

As well as the activities in this pack, here are some other things you can do to mark VE Day 80.

- Dress your windows in red, white and blue and with our downloadable posters - there's some for you to colour in later in this pack.
- Look out for window decorations when you're out on your daily walk.





Recipes

Here are some great British desserts that you can try.

VICTORIA SPONGE



Ingredients

- 200g caster sugar
- 200g softened butter
- 4 eggs, beaten
- 200g self-raising flour
- 1 tsp baking power
- 2 tbsp milk

For the filling

- 100g butter, softened
- 140g icing sugar, sifted
- a drop of vanilla extract (optional)
- half a 340g jar good-quality strawberry jam
- icing sugar, to decorate

Method

1. Heat oven to 190C/fan 170C/gas 5. Butter two 20cm sandwich tins and line with non-stick baking paper.
2. In a large bowl, beat 200g caster sugar, 200g softened butter, 4 beaten eggs, 200g self-raising flour, 1 tsp baking powder and 2 tbsp milk together until you have a smooth, soft batter.
3. Divide the mixture between the tins, smooth the surface with a spatula or the back of a spoon.
4. Bake for about 20 mins until golden and the cake springs back when pressed.
5. Turn onto a cooling rack and leave to cool completely.
6. To make the filling, beat the 100g softened butter until smooth and creamy, then gradually beat in 140g sifted icing sugar and a drop of vanilla extract (if you're using it).
7. Spread the buttercream over the bottom of one of the sponges. Top it with 170g strawberry jam and sandwich the second sponge on top.
8. Dust with a little icing sugar before serving. Keep in an airtight container and eat within 2 days.





Ingredients

- 200g unsalted butter, softened
- 200g golden caster sugar
- 1 large egg
- ½ tsp vanilla extract or 1 lemon, zested
- 400g plain flour, plus extra for dusting

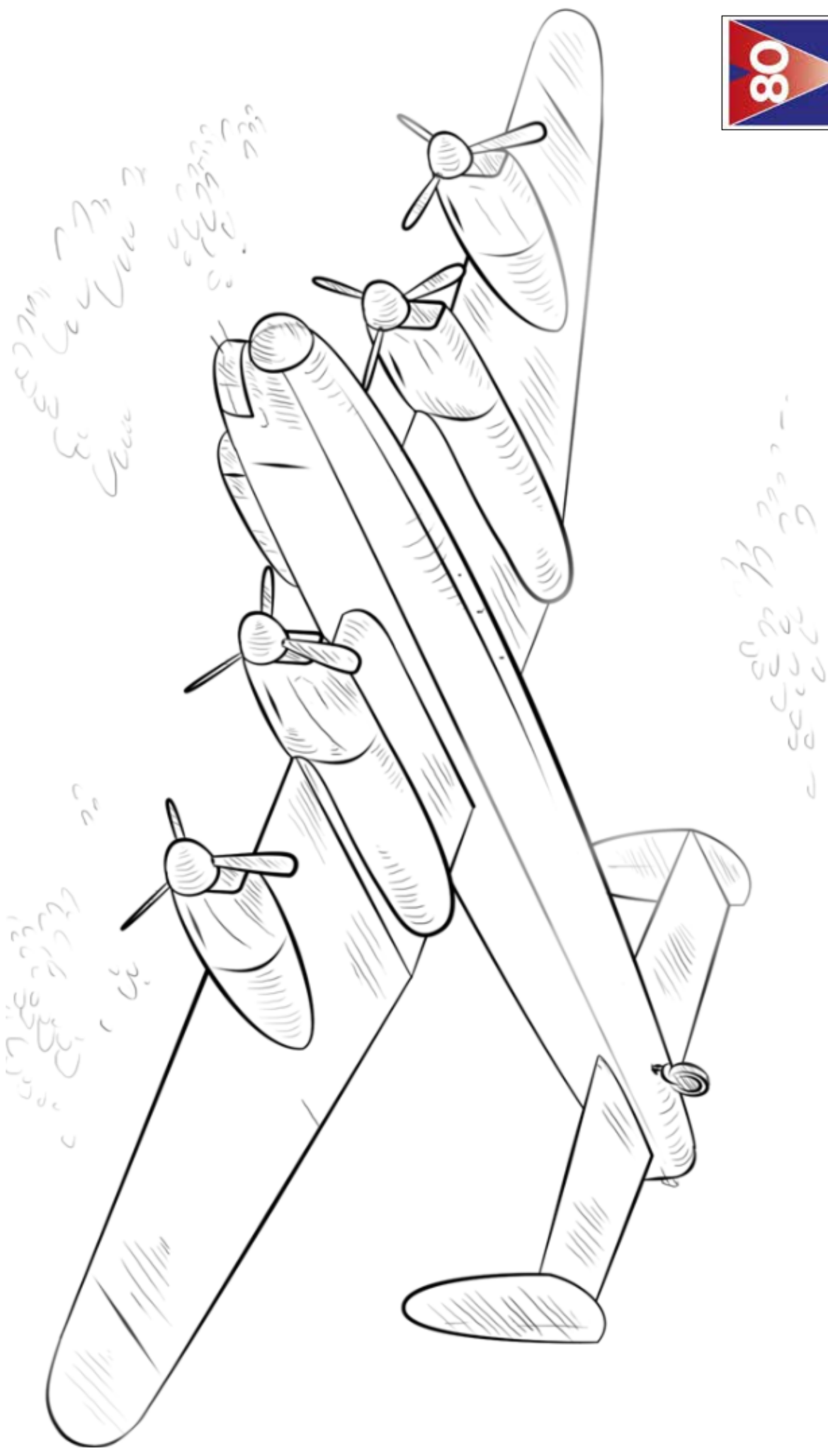
To decorate

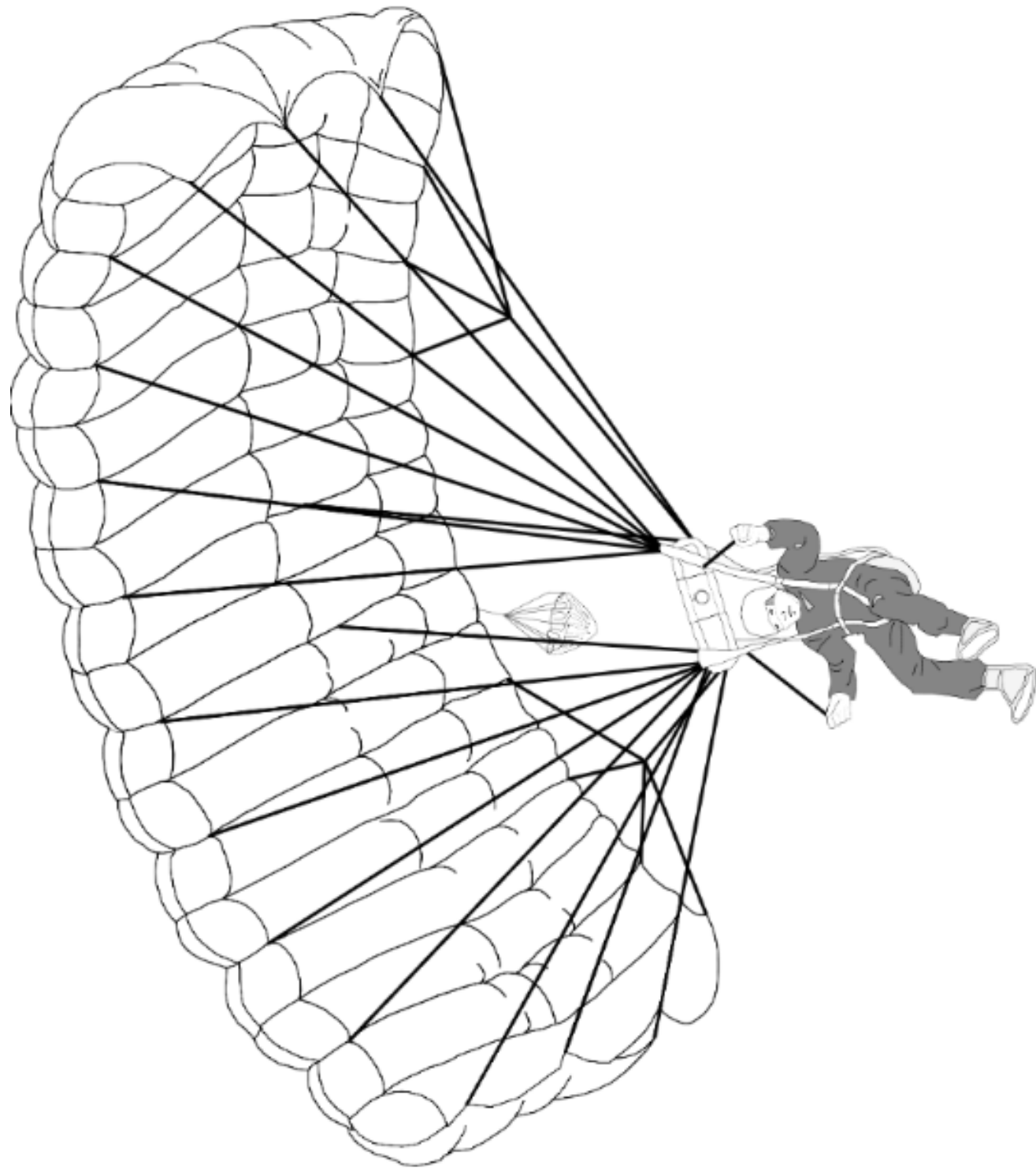
- 8-12 x 19g coloured icing pens, or fondant icing sugar mixed with a little water and food colouring – red, white and blue




Method

1. Heat oven to 200C/180C fan/gas 6. Put the butter in a bowl and beat it using an electric whisk until soft and creamy. Beat in the sugar, then the egg and vanilla or lemon, and finally the flour to make a dough. If the dough feels a bit sticky, add a little more flour and knead it in.
2. Cut the dough into six pieces and roll out one at a time to about 5mm thickness on a floured surface. The easiest way to do this is to roll the mixture out on a baking mat. Cut out rectangle shapes (we used 7 x 4cm cutters) and peel away the leftover dough at the edges. Re-roll any off-cuts and repeat.
3. Transfer the whole mat or the individual biscuits to two baking sheets (transfer them to baking parchment if not using a mat) and bake for 7-10 mins or until the edges are just brown. Leave to cool completely and repeat with the rest of the dough. You should be able to fit about 12 on each sheet. If you are using two sheets, then the one underneath will take a minute longer.
4. Ice the biscuits in the red, white and blue icing.





Print out and colour in and put it in your window



Print out and colour in and put it in your window



Have a *VE Day home picnic*

Put out a blanket, make some sandwiches and have an at-home celebration! How about listening to some popular music from the times:

www.youtube.com/watch?v=4b6DgeTf1BE



Have your own *Victory Parade*

Get a drum (use a saucepan if you don't have one) and have a victory march around your house! How about learning the words to the songs soldiers used to sing, like : It's a Long Way to Tipperary, Pack Up Your Troubles or Let's All Go Down The Strand.

Write a *Poem or Story*

Write a poem or story about what a great party VE Day was, or as if you were a soldier in the war.

Create your own *Paratroopers*

Get a napkin and some string and create a parachute for one of your small toys.



Rationing

People in WW2 had to ration their food as they didn't have much, can you ration some sweets?



Word search



~~FIGHTING~~
 GUN
 RATIONING
 ALLIES
 BLITZ
 AIRPLANE
 HITLER
 GERMANY
 SOLDIER
 BOMB
 WAR
 BATTLE
 ENGLAND
 TANKS






Films and Books

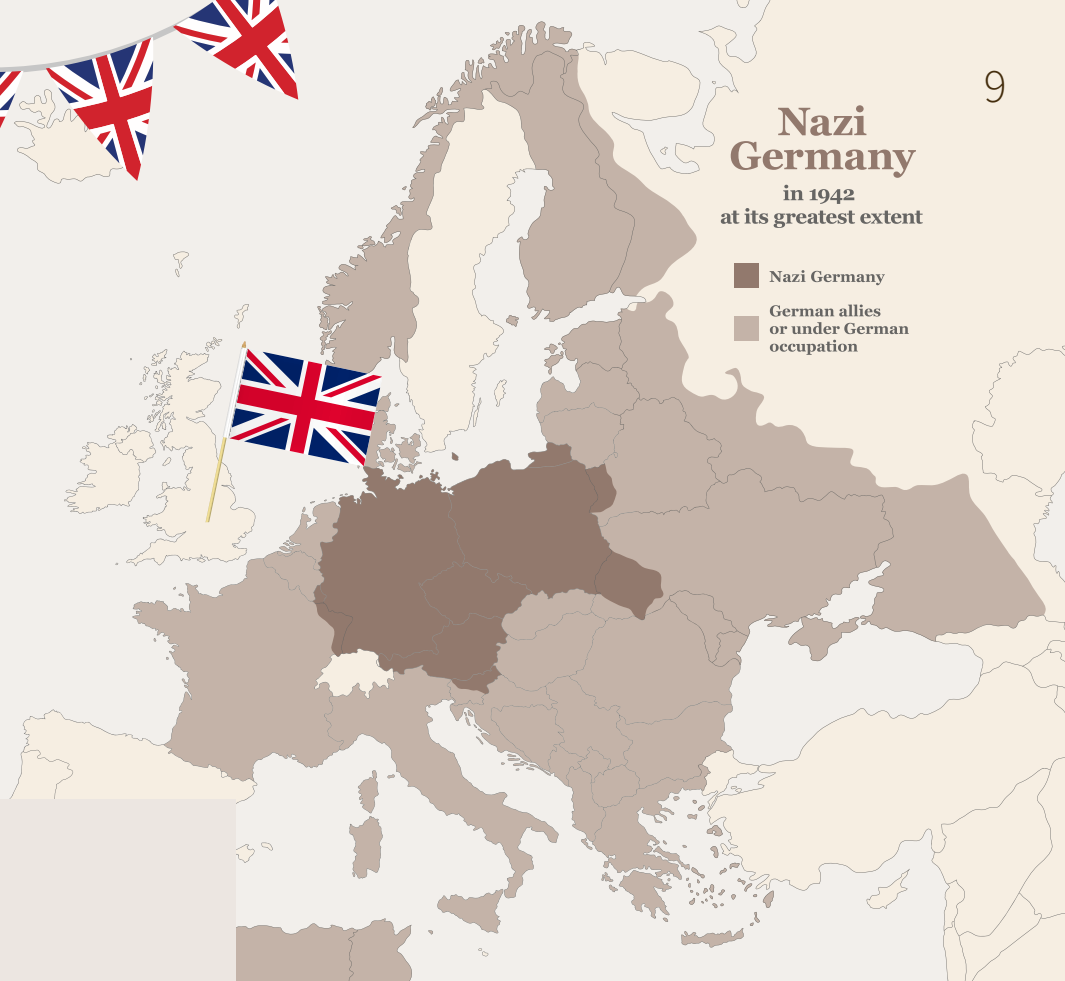
Below are some films and books that cover parts of the war. It's important to ensure that these are suitable for your children's age group.

- The Railway Children (book and film)
- Bedknobs and Broomsticks (film)
- Nanny McPhee and the Big Bang (2nd film of the franchise)
- Valiant (animated film)
- War Horse (film)
- The Book Thief (book and film)
- The Diary of Anne Frank (book and film)



Nazi Germany in 1942 at its greatest extent

■ Nazi Germany
■ German allies
or under German
occupation



Learning

VE Day is all about celebrating the day that victory was declared in Europe, marking the end of WWII. Whilst it is a day of celebration, it's also important that children learn about World War II. Below are some resources to help teach them:

Basic Facts:

1. World War II was a battle between two groups of countries

– the “Allies” and the “Axis“. The major Allied Powers were Britain, France, Russia, China and the United States. The major Axis Powers were Germany, Italy and Japan.

2. Before World War II began, Germany was ruled by a man named Adolf Hitler

Together with the Nazi Party, he wanted Germany to rule Europe. To gain more land and power, on 1 September 1939 German troops invaded Poland. After Hitler refused to stop the invasion, Britain and France declared war on Germany – World War II had begun.

3. During the course of the war, German forces advanced through Europe

By the summer of 1941 they had invaded France, Belgium, Holland, Luxembourg, Denmark, Norway, Greece, the former Yugoslavia and USSR.

4. Millions of Germans were imprisoned and killed because they didn't fit the image of the 'perfect' German

Hitler wanted to create what he thought was the “best” and strongest race – and to the Nazi Party, this excluded certain groups, such as Jews, Gypsies and those with physical and mental disabilities. In an attempt to eliminate a “racial enemy” outside of Germany, such groups were also persecuted in the countries invaded by German forces.

5. The group most heavily targeted by the Nazis were the Jews

Around six million Jewish people were killed during World War II in one of history's most terrible events – the Holocaust. Racist in his views, Hitler blamed Jewish people for Germany losing World War I and claimed they were dangerous to German people and society.

6. Around the same time that Germany fought for power in Europe, Japan wanted to control Asia and the Pacific

In 1937 (before World War II had officially begun) under Emperor Hirohito, Japan attacked China, bringing the two nations into years of conflict.

7. The US didn't join the war until 1941, when Japan attacked the United States

Japan attacked the USA Naval Base at Pearl Harbour in Hawaii. On 8 December 1941 (the very next day), the US declared War on Japan and, in turn, its German allies.

8. Some countries remained 'neutral' in World War II

Such countries were Spain, Sweden and Switzerland – who chose not to join either side.

9. The Germans surrendered on 8 May 1945 – this is Victory in Europe (VE) Day!

In 1944, an Allied army crossed from Britain to free France from Nazi rule. One year later, Allied armies invaded

Germany, forcing the Germans to surrender. After nuclear attacks on Japan's major cities Hiroshima and Nagasaki, Japan also surrendered to Allied forces in August the same year. World War II had ended.



General learning

Here are some resources for learning more about WWII:

[BBC Teach– includes: famous speeches, popular music, educational videos](#)

[History – in depth pieces about different parts of WW2 \(suitable for older children\)](#)

Evacuation:

[Information about evacuations](#)

Videos:

[A day in the life of an evacuee \(BBC\)](#)

[Rationing, allotments and food \(through the eyes of a London child\)](#)

Holocaust:

[Holocaust Memorial Day Trust](#)

[Holocaust Education](#)