













Housing Performance Indicators – Q1 / Q2 2025/26

Status	Name	Q1 2025/26 Result	Q2 2025/26 Result	2025/26 Target
	Overall satisfaction with the service provided by Broxtowe Borough Council Housing Department	Collected Annually	Collected Annually	89%
	Gas Safety	99.87%	100%	100%
	Legionella Compliancy	100%	100%	100%
	Asbestos Compliancy	100%	100%	100%
	Blocks and schemes with a Fire Risk Assessment	100%	100%	100%
	Proportion of homes (with communal areas) for which all required fire risk assessments have been carried out	100%	100%	100%
	Electrical compliancy	96.2%	97.5%	100%
	Rent Collection: Rent collected as a proportion of the rent owed	86.45% - increases throughout the year.	92.1%	99.00%
	Reactive Repairs appointments made and kept	98.70%	97.9%	98.0%
	Void Rent Loss	£98,875	£201,082	£350,000 Annual £96,000 Quarterly
	Average relet time – General Needs	45 days	55 days	20 days
	Average relet time – Independent Living	45 days	81 days	40 days