



Broxtowe
Borough
COUNCIL

Broxtowe Borough Council


Own Operation Carbon Emissions

Reporting Year:

1 April 2024 - 31 March 2025

Carbon footprint by emission source for year 2024/25

2024/25
Carbon footprint
1,721 tCO₂e
26% REDUCTION
Performance compared to previous year




Gas

60%
of total emissions

1,033 tonnes of Carbon

↑ 2%
on previous year




Electricity

28%
of total emissions

487 tonnes of Carbon

↑ 14%
on previous year



Fleet and machinery

6%
of total emissions

109 tonnes of Carbon

↓ 87%
on previous year



Losses due to electricity T & D* (Buildings)

2.5%
of total emissions

43 tonnes of Carbon

↑ 16%
on previous year




Business travel

2.5%
of total emissions

43 tonnes of Carbon

↔ 0%
on previous year



Vehicle fleet (EV)


<1%
of total emissions

6 tonnes of Carbon


↑ 20%
on previous year

Highlights:

Transition from diesel to **Hydrotreated Vegetable Oil (HVO)** for fleet.



Electric Vehicle Infrastructure Strategy adopted by Cabinet.



Bramcote Ridge BioBlitz completed.



80+ social housing retrofit completed in conservation area.



Recycle it Right Campaign launched.



*Transmission and distribution (T&D) is associated with grid losses (the energy loss that occurs in getting the electricity from the power plant to the organisations that purchase it). Utility data has been estimated.